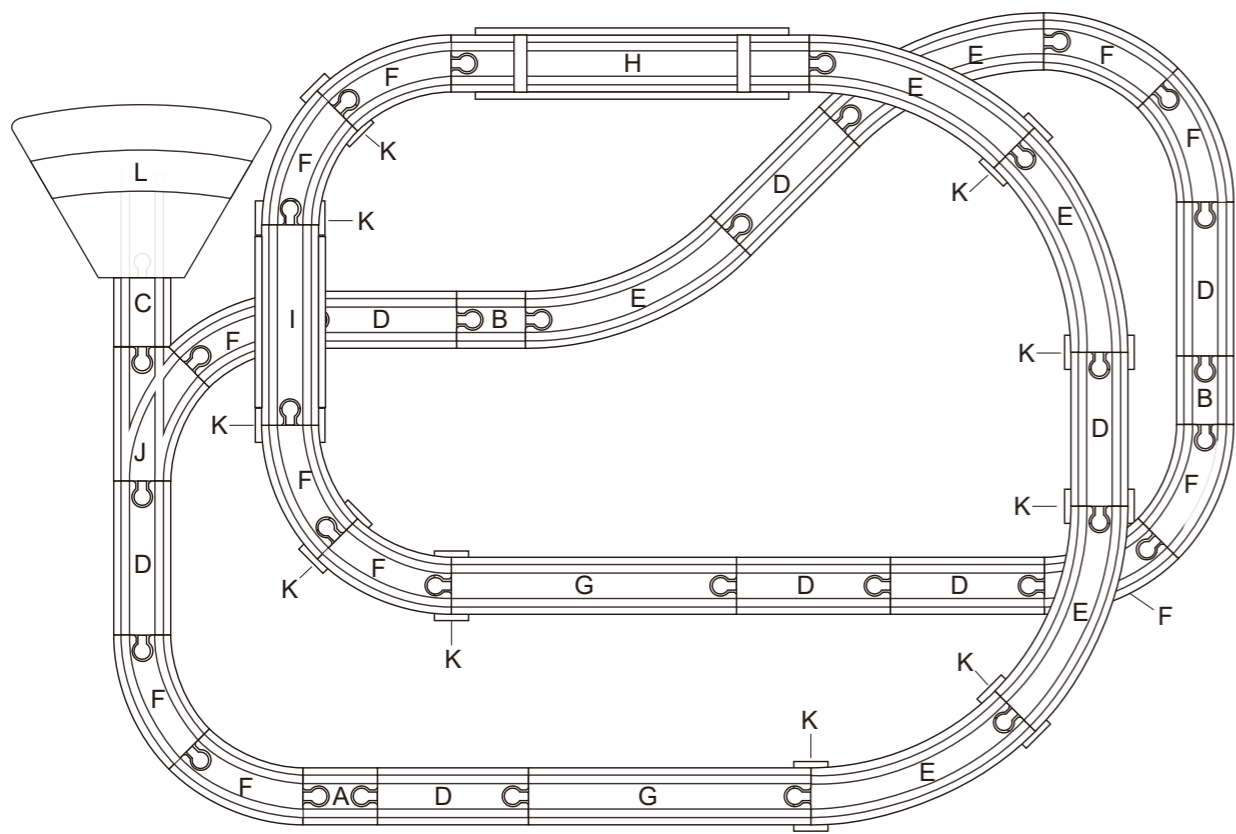







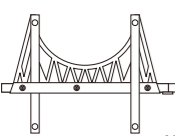
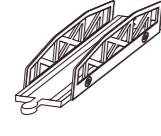
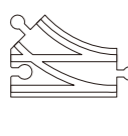

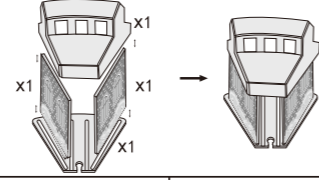
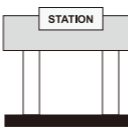





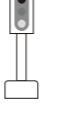











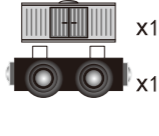
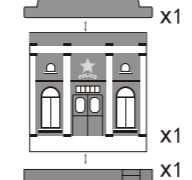




80pc Train Set with Table

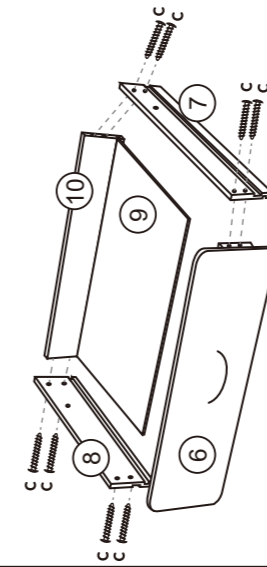
Assembly Instructions

Adult Assembly Required



A	B	C	D	E	F	G
						
x1	x2	x1	x8	x6	x11	x2
H	I	J	K	L		100A
						
x1	x1	x1	x10	x1	x1	x1
100B	100C	100D	100E	100F	100G	100H
						
x1	x1	x1	x1	x1	x1	x1
100I	100J	100K	100L	100M	100N	100O
						
x1	x1	x1	x1	x1	x1	x1
100P	100Q	100R	100S	100T	100U	100V
						
x1	x1	x1	x1	x1	x3	x6

STEP 1



PARTS LIST

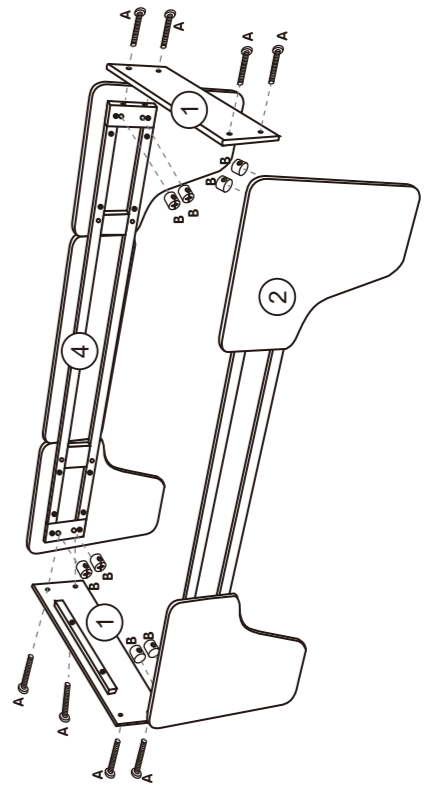
HARDWARE

- A. Cross Dowel
- Bolt x 16 pcs
- B. Cross Dowel
- Nut x 8 pcs
- C. Screw x 10 pcs
- D. Allen Wrench x 1pc

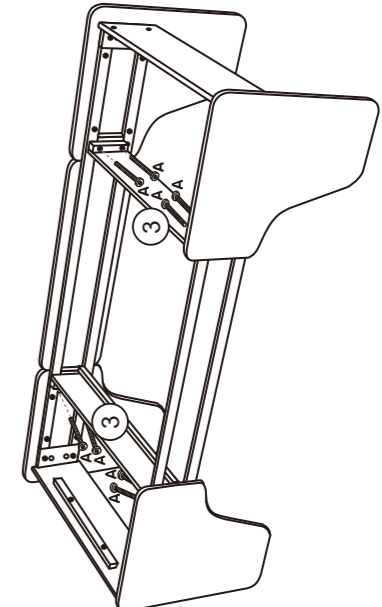
The following tool (not included) is required for assembly:



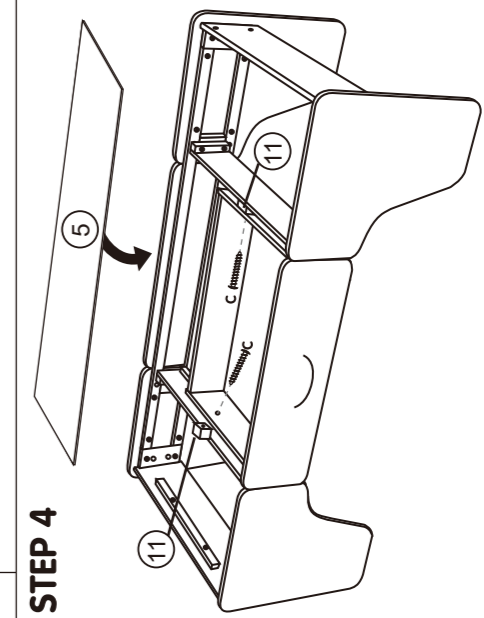
STEP 2



STEP 3



STEP 4



WARNING:
CHOKING HAZARD—Small parts.
Not for children under 3 years.